



AUTO GATE SYSTEM AHEAD OF THE REST



MODEL **DE2**
SLIDING GATE Automatic System

DS2 MODEL
SWING GATE Automatic System



(12) U.K. PATENT (19) GB (11) 2269428 (13) B

- Highest Quality Materials
- Modern Design
- Compact And Aesthetic Construction
- Reliable Technology
- Easy Installation
- Convenient Quality-Price Relationship
- Highest Operating Safety
- New Improved Motor

Backed by 15 years of solid marketing experience to meet today's demanding needs, **Dormer** Automatic Gate Systems set new standards in quality and reliability.

Blending quality materials with modern technology, **Dormer** Automatic Gate Systems incorporate international standards to meet the harsh weather conditions they are exposed to so that they can be relied upon for their efficiency and superior durability.

From the actuators which are engineered to provide many years of smooth operation to the high speed adjustable motor, or the ultra sensitive transmitter through to the receiver, **Dormer** Automatic Gate Systems are made from the best materials to protect your investment.

Dormer, when quality counts.

Actuator

TYPE: A torque limiting drive unit with D.C. motor, speed reducer and Nylon Bush, which grips between an output shaft and arm connected to a gate. The pressure exerted by the bush and the shaft is adjustable by radially tightening the bush with screws system.

Motor Voltage Rating	: 12-24V Direct Current, (D.C)
Power Consumption	: 25 watt per Actuator
Motor Rated Load Speed	: 4600 rpm
Insulation Resistance	: 1.5 mega ohm
Closing Speed (from 90 angle)	: 6-8 sec
Max. Leaf Opening Angle	: 180
Max. Leaf Weight Allowable	: 200 kg
Driving Shaft	: Nickel chrome plated solid steel shaft
Casing	: Waterproof and rust resistance cast alloy
Trust Force	: = 50 kg
External Dimension	: 255mm(L) x 240mm(W) x 125mm(H)

Adjustable screw (10mm) stainless steel (force is increased or decreased)



Actuator Arm & Bracket

TYPE: Nickel-chrome plated mild steel

Bearing Serial	: Fuji-10-30A
Arm Dimension	: 485mm(L) x 25mm(W) x 5mm(H)



Solenoid Lock with Lock Keeper

TYPE: This Lock is applicable for both outward and inward swing gates.

Rated Voltage	: 24V direct current (D.C.)
Lock Keeper	: Solid mild steel with PVC protective coating
Spring	: Stainless steel
Manual Override	: Key operated cam-lock to enable manual operation in the event of power failure
Dimensions	: 115mm(L) x 70mm(W) x 55mm(H)

L-Plate & Angle Plate and Keeper Screws



Control Panel (5 Amp fuse)

TYPE: Using State-of-the-art Microprocessor for reliable control and encased in weather resistant casing. Power supply is step down to 24V direct current to operate control panel, receiver, motors and electronic lock

Power Supply	: 230VAC, 5Amps, 50 Hz
Motor Output	: Two speed gate control 24V D.C. for fast speed and 12V D.C. for slow speed control by timer
Normal Operation	: One or two gate-leaf control by the indoor push button and remote control
Battery backup with charges (Optional)	: Automatic lighting control available
External Dimension	: 310mm(L) x 250mm(W) x Depth-60
Weight	: 5 kg



Transmitter and Receiver

TYPE: Battery-operated, crystal controlled frequency. Modulated radiowave.

2 Channel / Remote Control	
Range	: Effective-40m, Maximum-60m
Passcode	: Set by 8X3 ways switches easily accessible and changed by owner
Battery	: Under normal usage, a 12V battery should last 6 months
Case Size	: 50mm(L) x 35mm(W) x 12mm(H)
Weight	: 0.3 kg



Complete Unit Package

2 motor actuators, a control box and complete accessories are firmly packed in moulded polystyrene foam material with an external box cover. Hence it is compact, easier to carry and no damage will be done due to transport handling.

External Dimension	: Length - 610mm	Width - 310mm
	Height - 200mm	Weight - 22kg

You should find the following items in our standard packing:

- 2 swing gate motor actuators
- One set of solenoid lock & locking keeper
- Actuator arm & bracket and extra




SWING GATE Automatic System DC Motor 24V

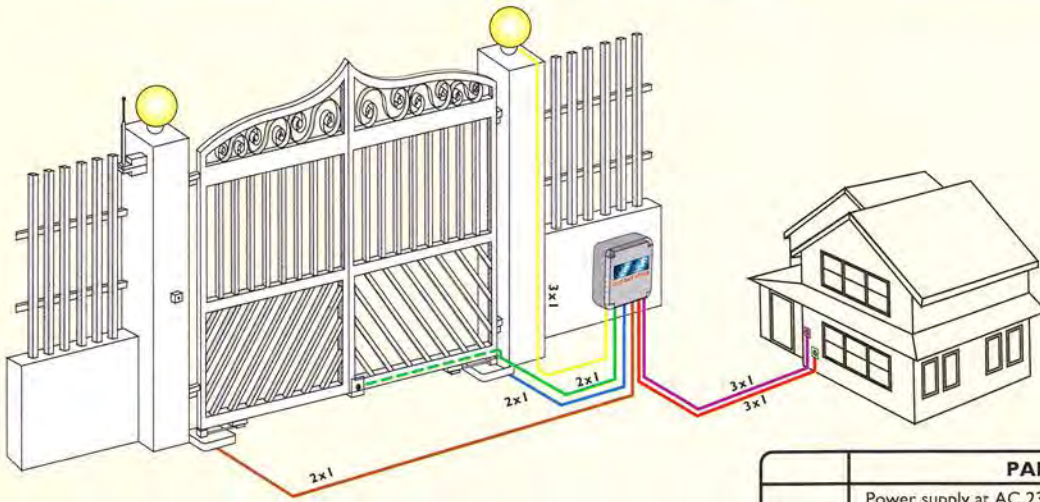


The Automatic Gate that surpasses others in **QUALITY, RELIABILITY & DURABILITY**

SECTION DORMER SWING GATE OPERATOR

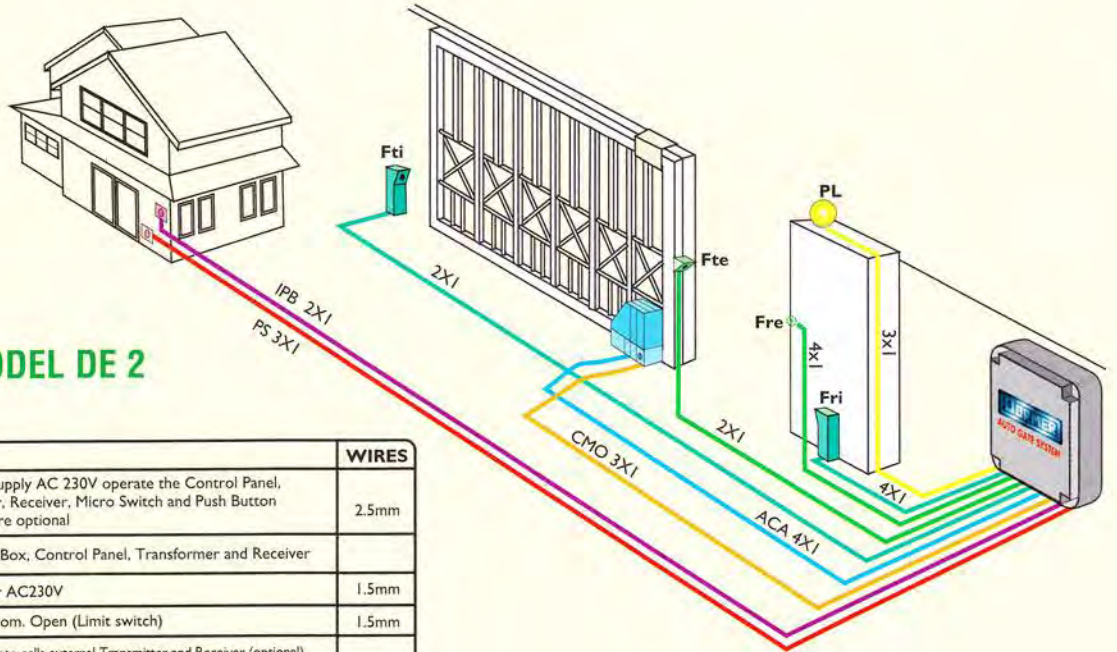


ARRANGEMENT OF ELECTRICAL INSTALLATION



MODEL DS 2

	PARTICULARS	WIRES
	Power supply at AC 230V is stepped down to DC 24V to operate the Control Unit Actuator, Receiver and the Solenoid Lock, and Push Button Switch are optional.	2.5mm
	Control Box, Control Panel, Transformer and Receiver	
	Indoor Push Button	1.5mm
	Actuator No.2 (With Lock)	1.5mm
	Actuator No.1	1.5mm
	Solenoid Lock	1.5mm
	Pillar Light	1.5mm



MODEL DE 2

	PARTICULARS	WIRES
	PS Power supply AC 230V operate the Control Panel, Actuator, Receiver, Micro Switch and Push Button Switch are optional	2.5mm
	Control Box, Control Panel, Transformer and Receiver	
	ACA Actuator AC230V	1.5mm
	CMO Close. Com. Open (Limit switch)	1.5mm
	Fte - Fre Pair of photo cells external Transmitter and Receiver (optional)	
	Fti - Fri Pair of photo cells internal Transmitter and Receiver (optional)	
	IPB Indoor push button	1.5mm
	PL Pillar Light	1.5mm

**Specification are subject to change without prior notice*

For enquiries, please contact